


Holding of Specified Securities

Annexure - I

1. Name of Listed Entity:	SUNAYANA INVESTMENT CO LTD		
2. Scrip Code/Name of Scrip/Class of Security	29421 Equity		
3. Share Holding Pattern Filed under: Reg. 31(1)(a)/Reg. 31(1)(b)/Reg.31(1)(c) - 31(1)(b)			
a. If under 31(1)(b) then indicate the report for Quarter ending	31st December, 2016		
b. If under 31(1)(c) then indicate date of allotment/extinguishment	-		
4. Declaration: The Listed entity is required to submit the following declaration to the extent of submission of information:-			

	Particulars	Yes*	No*
1	Whether the Listed Entity has issued any partly paid up shares?	Yes*	No*
2	Whether the Listed Entity has issued any Convertible Securities or Warrants?		No
3	Whether the Listed Entity has any shares against which depository receipts are issued?		No
4	Whether the Listed Entity has any shares in locked-in?	YES	
5	Whether any shares held by promoters are pledge or otherwise encumbered?		No

* If the Listed Entity selects the option 'No' for the questions above, the columns for the partly paid up shares, Outstanding Convertible Securities/Warrants, depository receipts, locked-in shares, No of shares pledged or otherwise encumbered by promoters, as applicable, shall not be displayed at the time of dissemination on the Stock Exchange website. Also wherever there is 'No' declared by Listed Entity in above table the values will be considered as 'Zero' by default on submission of the format of holding of specified securities.



Name of Listed Entity: **SUNAYANA INVESTMENT CO LTD**


Table I - Summary Statement holding of specified securities

Category (I)	Category of shareholder (II)	Nos. of shareholders (III)	No. of fully paid up equity shares held (IV)	No. of Partly paid-up equity shares held (V)	No. of shares underlying Depository Receipts (VI)	Total nos. shares held (VII) = (IV)+(V)+(VI)	Shareholding as a % of total no. of shares (calculated as per SCRR, 1957) (VIII) As a % of (A+B+C2)	Number of Voting Rights held in each class of securities (IX)			No. of Shares Underlying Outstanding convertible securities (including Warrants) (X)	Shareholding as a % assuming full conversion of convertible securities (as a percentage of diluted share capital) (XI) = (VII)+(X) As a % of (A+B+C2)	Number of Locked in shares (XII)		Number of Shares pledged or otherwise encumbered (XIII)		Number of equity shares held in dematerialized form (XIV)	
								No. of Voting Rights					Total as a % of (A+B+C)	No. (a)	As a % of total Shares held (b)	No. (a)		As a % of total Shares held (b)
								Class Equity	Class Other	Total								
(A)	Promoter & Promoter Group	2	2307550	0	0	2307550	10.37	2307550	0	2307550	10.37	0	10.37	2250000	97.51	N.A	N.A	2250000
(B)	Public	162	19934450	0	0	19934450	89.63	19934450	0	19934450	89.63	0	89.63	18209500	91.35	N.A	N.A	19752000
(C)	Non Promoter- Non Public																	
(C1)	Shares underlying DRs	0	0	0	0	0	0.00	0	0	0	0.00	0	0.00	0	0	N.A	N.A	0
(C2)	Shares held by Employee Trusts	0	0	0	0	0	0.00	0	0	0	0.00	0	0.00	0	0	N.A	N.A	0
	Total	164	22242000	0	0	22242000	100.00	22242000	0	22242000	100.00	0	100.00	20459500	91.99	N.A	N.A	22002000

Place: Indore
Date:- 16/01/2017

FOR SUNAYANA INVESTMENT

Veenu Devidas Chougule
Veenu Devidas Chougule
(Managing Director)
DIN No: 07019614



Name of Listed Entity: **SUNAYANA INVESTMENT CO LTD**

Table II - Statement showing shareholding pattern of the Promoter and Promoter Group

	Category & Name of the Shareholders (I)	PAN (II)	No. of shareholder (III)	No. of fully paid up equity shares held (IV)	Partly paid-up equity shares held (V)	Nos. of shares underlying Depository Receipts (VI)	nos. shares held (VII = IV+V+VI)	Shareholding % calculated as per SCRR, 1957 As a % of (A+B+C2) (VIII) calculated as per SCRR, 1957 As a % of (A+B+C2) (VIII)	Number of Voting Rights held in each class of securities (IX)				No. of Shares Underlying Outstanding convertible securities (including Warrants) (X)	Shareholding, as a % assuming full conversion of convertible securities (as a percentage of diluted share capital) (XI) = (VII)+(X) as a % of A+B+C2	Number of Locked in shares (XII)		Number of Shares pledged or otherwise encumbered (XIII)		Number of equity shares held in dematerialized form (XIV)
									Class Equity	Class Others	Total	Total as a % of (A+B+C)			No. (a)	As a % of total Shares held (b)	No. (a)	As a % of total Shares held (b)	
1	Indian																		
(a)	Individuals/Hindu undivided Family																		
	PRADEEP RAMLAKHAN SINGH		1	57550	0	0	57550	0.26	57550	0	57550	0.26	0	0.26	0	0.00	0	0.00	0
(b)	Central Government/ State Government(s)		0	0	0	0	0	0.00	0	0	0	0.00	0	0.00	0	0.00	0	0.00	0
(c)	Financial Institutions/ Banks		0	0	0	0	0	0.00	0	0	0	0.00	0	0.00	0	0.00	0	0.00	0
(d)	Any Other (specify)		0	0	0	0	0	0.00	0	0	0	0.00	0	0.00	0	0.00	0	0.00	0
	Body Corporate																		
	RAJWANTI TRADERS LLP		1	2250000	0	0	2250000	10.12	2250000	0	2250000	10.12	0	10.12	0	0.00	0	0.00	0
	Sub-Total (A)(1)		2	2307550	0	0	2307550	10.37	2307550	0	2307550	10.37	0	10.37	2250000	100.00	0	0.00	2250000
2	Foreign		0	0	0	0	0	0.00	0	0	0	0.00	0	0.00	0	0.00	0	0.00	0
(a)	Individuals (Non-Resident Individuals/ Foreign Individuals)		0	0	0	0	0	0.00	0	0	0	0.00	0	0.00	0	0.00	0	0.00	0
(b)	Government		0	0	0	0	0	0.00	0	0	0	0.00	0	0.00	0	0.00	0	0.00	0
(c)	Institutions		0	0	0	0	0	0.00	0	0	0	0.00	0	0.00	0	0.00	0	0.00	0
(d)	Foreign Portfolio Investor		0	0	0	0	0	0.00	0	0	0	0.00	0	0.00	0	0.00	0	0.00	0
(f)	Any Other (specify)		0	0	0	0	0	0.00	0	0	0	0.00	0	0.00	0	0.00	0	0.00	0
	Sub-Total (A)(2)		0	0	0	0	0	0.00	0	0	0	0.00	0	0.00	0	0.00	0	0.00	0
	Total Shareholding of Promoter and Promoter Group (A) = (A)(1)+(A)(2)		2	2307550	0	0	2307550	10.37	2307550	0	2307550	10.37	0	10.37	2250000	97.51	0	0.00	2250000
Details of Shares which remain unclaimed may be given hear along with details such as number of shareholders, outstanding shares held in demat/unclaimed suspense account, voting rights which are frozen etc.																			

Note:

(1) PAN would not be displayed on website of Stock Exchange(s).


(2) The term "Encumbrance" has the same meaning as assigned under regulation 28(3) of SEBI (Substantial Acquisition of Shares and Takeovers) Regulations, 2011.

Place: Indore
Date:- 16/01/2017

FOR SUNAYANA INVESTMENT CO

Veenu Devidas Chougale
Veenu Devidas Chougale
(Managing Director)

DIN No: 07019614




Name of Listed Entity:

SUNAYANA INVESTMENT CO LTD

Table III - Statement showing shareholding pattern of the Public shareholder

	Category & Name of the Shareholders (I)	PAN (II)	Nos. of shareholder (III)	No. of fully paid up equity shares held (IV)	Partly paid up equity shares held (V)	Nos. of shares underlying Depository Receipts (VI)	Total nos. shares held VII = IV+V+VI	Shareholding % calculated as per SCRR, 1957 As a % of (A+B+C2) VIII	Number of Voting Rights held in each class of securities (IX)				No. of Shares Underlying Outstanding convertible securities (including Warrants) (X)	Total shareholding as a % assuming full conversion of convertible securities (as a percentage of diluted share capital) (XI)	Number of Locked in shares (XII)		Number of Shares pledged or otherwise encumbered (XIII)		Number of equity shares held in dematerialized form (XIV)
									No of Voting Rights						No. (a)	As a % of total Shares held (b)	No. (Not applicable) (a)	As a % of total shares held (Not applicable) (b)	
									Class Equity	Class Others	Total	Total as a % of Total Voting rights							
1	Institutions																		
(a)	Mutual Funds/		0	0	0	0	0	0	0	0	0	0	0.00	0	0.00	0	0	0	0
(b)	Venture Capital Funds		0	0	0	0	0	0	0	0	0	0	0.00	0	0.00	0	0	0	0
(c)	Alternate Investment Funds		0	0	0	0	0	0	0	0	0	0	0.00	0	0.00	0	0	0	0
(d)	Foreign Venture Capital Investors		0	0	0	0	0	0	0	0	0	0	0.00	0	0.00	0	0	0	0
(e)	Foreign Portfolio Investors		0	0	0	0	0	0	0	0	0	0	0.00	0	0.00	0	0	0	0
(f)	Financial Institutions/ Banks		0	0	0	0	0	0	0	0	0	0	0.00	0	0.00	0	0	0	0
(g)	Insurance Companies		0	0	0	0	0	0	0	0	0	0	0.00	0	0.00	0	0	0	0
(h)	Provident Funds/ Pension Funds		0	0	0	0	0	0	0	0	0	0	0.00	0	0.00	0	0	0	0
(i)	Any Other (specify)		0	0	0	0	0	0	0	0	0	0	0.00	0	0.00	0	0	0	0
	Sub-Total (B)(1)		0	0	0	0	0	0	0	0	0	0	0.00	0	0.00	0	0	0	0
2	Central Government/ State Government(s)/ President of India		0	0	0	0	0	0	0	0	0	0	0.00	0	0.00	0	0	0	0
	Sub-Total (B)(2)		0	0	0	0	0	0	0	0	0	0	0.00	0	0.00	0	0	0	0
3	Non-institutions																		
(a)	Individual																		
(ai)	Ind-Hold nominal shr capital upto Rs.2L		61	442500	0	0	442500	1.99	442500	0	442500	1.99	0	1.99	0	0.00	0	0	352500
(aII)	Ind-Hold nominal shr capital in excess of Rs.2L		0	0	0	0	0	0	0	0	0	0	0.00	0	0.00	0	0	0	0
	More than 1%		44	7053500	0	0	7053500	31.71	7053500	0	7053500	31.71	0	31.71	5954500	84.42	0	0	6994500
	GARIMA JAIN		1	350000	0	0	350000	1.57	350000	0	350000	1.57	0	1.57	350000	100.00	0	0	350000
	NILRATAN SHAW		1	378000	0	0	378000	1.70	378000	0	378000	1.70	0	1.70	378000	100.00	0	0	378000
	MANISH KUMAR NAHATA		1	350000	0	0	350000	1.57	350000	0	350000	1.57	0	1.57	350000	100.00	0	0	350000
	MOHIT SINGHAL		1	500000	0	0	500000	2.25	500000	0	500000	2.25	0	2.25	500000	100.00	0	0	500000
	PARVEEN KUMAR JAIN		1	278000	0	0	278000	1.25	278000	0	278000	1.25	0	1.25	278000	100.00	0	0	278000
	PRAKASH KUMAR JAIN		1	437500	0	0	437500	1.97	437500	0	437500	1.97	0	1.97	437500	100.00	0	0	437500
	RAJ KARAN NAHATA		1	300000	0	0	300000	1.35	300000	0	300000	1.35	0	1.35	300000	100.00	0	0	300000
	BISWAJIT KOLEY		1	300000	0	0	300000	1.35	300000	0	300000	1.35	0	1.35	300000	100.00	0	0	300000
	DILIP KUMAR AGARWAL		1	312500	0	0	312500	1.40	312500	0	312500	1.40	0	1.40	312500	100.00	0	0	312500
	BAL MUKUND AGARWAL		1	300000	0	0	300000	1.35	300000	0	300000	1.35	0	1.35	300000	100.00	0	0	300000
	NABIN AGARWAL		1	350000	0	0	350000	1.57	350000	0	350000	1.57	0	1.57	350000	100.00	0	0	350000
	PRAKASH KUMAR JAIN		1	437500	0	0	437500	1.97	437500	0	437500	1.97	0	1.97	437500	100.00	0	0	437500
	VARSHA AGARWAL		1	344000	0	0	344000	1.55	344000	0	344000	1.55	0	1.55	344000	100.00	0	0	344000
	DINESH CHAND SINGHAL		1	450000	0	0	450000	2.02	450000	0	450000	2.02	0	2.02	450000	100.00	0	0	450000
	DIPANKAR CHOWDHURY		1	350000	0	0	350000	1.57	350000	0	350000	1.57	0	1.57	350000	100.00	0	0	350000
	LOHIT SINGHAL		1	335000	0	0	335000	1.51	335000	0	335000	1.51	0	1.51	335000	100.00	0	0	335000
(b)	NBFCs registered with RBI		0	0	0	0	0	0	0	0	0	0	0.00	0	0.00	0	0	0	0
(c)	Employee Trusts		0	0	0	0	0	0	0	0	0	0	0.00	0	0.00	0	0	0	0
	Overseas Depositories (holding DRs) (balancing figure)		0	0	0	0	0	0	0	0	0	0	0.00	0	0.00	0	0	0	0
(e)	Any Other (specify)		57	12438450	0	0	12438450	55.92	12438450	0	12438450	55.92	0	55.92	98.53	0	0	0	12405000



e(1)	Hindu Undivided Family		8	160000	0	0	160000	0.72	160000	0	160000	0.72	0	0.72	0	0.00	0	0	150000
e(2)	Other Body Corporates (Less than 1%)	49	12278450	0	0	12278450	55.20	12278450	0	12278450	55.20	0	55.20	12255000	99.81	0	0	12255000	
	PRATIBIMB MERCANTILE PRIVATE LIMITE	1	450000	0	0	450000	2.02	450000	0	450000	2.02	0	2.02	450000	100.00	0	0	450000	
	JENNIFER MULTITRADING PRIVATE LIMIT	1	400000	0	0	400000	1.80	400000	0	400000	1.80	0	1.80	400000	100.00	0	0	400000	
	PARTHIV PROPERTIES PRIVATE LIMITED	1	300000	0	0	300000	1.35	300000	0	300000	1.35	0	1.35	300000	100.00	0	0	300000	
	HEROIC MERCANTILE	1	350000	0	0	350000	1.57	350000	0	350000	1.57	0	1.57	350000	100.00	0	0	350000	
	ANUMITA INFRASTRUCTURE PRIVATE LIM	1	307500	0	0	307500	1.38	307500	0	307500	1.38	0	1.38	307500	100.00	0	0	307500	
	MONAECUM PROPERTIES PRIVATE LIMITED	1	337500	0	0	337500	1.52	337500	0	337500	1.52	0	1.52	337500	100.00	0	0	337500	
	AVANTIKA COMMSOALS LLP	1	350000	0	0	350000	1.57	350000	0	350000	1.57	0	1.57	350000	100.00	0	0	350000	
	KARTIK COMMSOALS LLP	1	312500	0	0	312500	1.40	312500	0	312500	1.40	0	1.40	312500	100.00	0	0	312500	
	SADHU COMMSOALS LLP	1	500000	0	0	500000	2.25	500000	0	500000	2.25	0	2.25	500000	100.00	0	0	500000	
	PRITAM COMMSOALS LLP	1	287500	0	0	287500	1.29	287500	0	287500	1.29	0	1.29	287500	100.00	0	0	287500	
	JEET COMMSOALS LLP	1	292500	0	0	292500	1.32	292500	0	292500	1.32	0	1.32	292500	100.00	0	0	292500	
	PARAG MULTI TRADE LLP	1	350000	0	0	350000	1.57	350000	0	350000	1.57	0	1.57	350000	100.00	0	0	350000	
	JAISAL VIN TRADE LLP	1	300000	0	0	300000	1.35	300000	0	300000	1.35	0	1.35	300000	100.00	0	0	300000	
	ANVITA SALES CORPORATION LLP	1	300000	0	0	300000	1.35	300000	0	300000	1.35	0	1.35	300000	100.00	0	0	300000	
	DHAVNI TRADING LLP	1	300000	0	0	300000	1.35	300000	0	300000	1.35	0	1.35	300000	100.00	0	0	300000	
	COLOUR TRADERS LLP	1	317500	0	0	317500	1.43	317500	0	317500	1.43	0	1.43	317500	100.00	0	0	317500	
	INORBIT COMMSOALS LLP	1	250000	0	0	250000	1.12	250000	0	250000	1.12	0	1.12	250000	100.00	0	0	250000	
	AZMAT TRADERS LLP	1	312500	0	0	312500	1.40	312500	0	312500	1.40	0	1.40	312500	100.00	0	0	312500	
	CROSS ROSE SALES LLP	1	250000	0	0	250000	1.12	250000	0	250000	1.12	0	1.12	250000	100.00	0	0	250000	
	BIRVA TRADING LLP	1	337500	0	0	337500	1.52	337500	0	337500	1.52	0	1.52	337500	100.00	0	0	337500	
	ABRV TRADING PRIVATE LIMITED	1	400000	0	0	400000	1.80	400000	0	400000	1.80	0	1.80	400000	100.00	0	0	400000	
	MONAECUM PROPERTIES PRIVATE LIMITED	1	450000	0	0	450000	2.02	450000	0	450000	2.02	0	2.02	450000	100.00	0	0	450000	
	HANSRAJ COMMSOALS LLP	1	305000	0	0	305000	1.37	305000	0	305000	1.37	0	1.37	305000	100.00	0	0	305000	
	DONIKA TRADING LLP	1	350000	0	0	350000	1.57	350000	0	350000	1.57	0	1.57	350000	100.00	0	0	350000	
	TRACEY TRADERS LLP	1	350000	0	0	350000	1.57	350000	0	350000	1.57	0	1.57	350000	100.00	0	0	350000	
	QAZI TRADERS LLP	1	300000	0	0	300000	1.35	300000	0	300000	1.35	0	1.35	300000	100.00	0	0	300000	
	PANKTI COMMSOALS LLP	1	400000	0	0	400000	1.80	400000	0	400000	1.80	0	1.80	400000	100.00	0	0	400000	
	VAISHALI COMMSOALS LLP	1	300000	0	0	300000	1.35	300000	0	300000	1.35	0	1.35	300000	100.00	0	0	300000	
	JATAN DEVELOPERS PRIVATE LIMITED	1	300000	0	0	300000	1.35	300000	0	300000	1.35	0	1.35	300000	100.00	0	0	300000	
	ABJAYONI TRADING PRIVATE LIMITED	1	300000	0	0	300000	1.35	300000	0	300000	1.35	0	1.35	300000	100.00	0	0	300000	
	AINESH TRADING PRIVATE LIMITED	1	300000	0	0	300000	1.35	300000	0	300000	1.35	0	1.35	300000	100.00	0	0	300000	
	AINESH TRADING PRIVATE LIMITED	1	300000	0	0	300000	1.35	300000	0	300000	1.35	0	1.35	300000	100.00	0	0	300000	
	JATAN DEVELOPERS PRIVATE LIMITED	1	365000	0	0	365000	1.64	365000	0	365000	1.64	0	1.64	365000	100.00	0	0	365000	
	MAHIR MERCANTILE PRIVATE LIMITED	1	275000	0	0	275000	1.24	275000	0	275000	1.24	0	1.24	275000	100.00	0	0	275000	
	AINESH TRADING PRIVATE LIMITED	1	325000	0	0	325000	1.46	325000	0	325000	1.46	0	1.46	325000	100.00	0	0	325000	
	ASHORE TRADING PRIVATE LIMITED	1	325000	0	0	325000	1.46	325000	0	325000	1.46	0	1.46	325000	100.00	0	0	325000	
	CONTENT INFRASTRUCTURE PRIVATE LIM	1	305000	0	0	305000	1.37	305000	0	305000	1.37	0	1.37	305000	100.00	0	0	305000	
	Sub-Total (B)(3)	57	12438450	0	0	12438450	55.9232533	12438450	0	12438450	55.9232533	0	55.9232533	12255000	99.80901498	0	0	300000	
	Total Public Shareholding (B)= (B)(1)+(B)(2)+(B)(3)																		
		162	19934450	0	0	19934450	89.62525852	19934450	0	7496000	89.62525852	0	89.62525852	18209500	182.9442205	0	0	19752000	


Details of the shareholders acting as persons in Concert including their Shareholding (No. and %):

Details of Shares which remain unclaimed may be given hear along with details such as number of shareholders, outstanding shares held in demat/unclaimed suspense account, voting rights which are frozen etc.

- Note:
- (1) PAN would not be displayed on website of Stock Exchange(s).
 - (2) The above format needs to be disclosed along with the name of following persons: Institutions/Non Institutions holding more than 1% of total number of shares.
 - (3) W.r.t. the information pertaining to Depository Receipts, the same may be disclosed in the respective columns to the extent information available and the balance to be disclosed as held by custodian,

Place: Indore
Date:- 16/01/2017

FOR SUNAYANA INVESTMENT
Chougule
Veenu Devidas Chougule
(Managing Director)
DIN No: 07019614



Name of Listed Entity:

SUNAYANA INVESTMENT CO LTD

Table IV - Statement showing shareholding pattern of the Non Promoter- Non Public shareholder

	Category & Name of the Shareholders (I)	PAN (II)	No. of shareholder (III)	No. of fully paid up equity shares held (IV)	Partly paid-up equity shares held (V)	Nos. of shares underlying Depository Receipts (VI)	Total no. shares held (VII = IV+V+VI)	Shareholding % calculated as per SCRR, 1957 As a % of (A+B+C2) (VIII)	Number of Voting Rights held in each class of securities (IX)				No. of Shares Underlying Outstanding convertible securities (including Warrants) (X)	Total shareholding, as a % assuming full conversion of convertible securities (as a percentage of diluted share capital) (XI)	Number of Locked in shares (XII)		Number of Shares pledged or otherwise encumbered (XIII)		Number of equity shares held in dematerialized form (XIV) (Not Applicable)
									No of Voting Rights			Total as a % of Total Voting rights			No.	As a % of total Shares held	No. (Not applicable)	As a % of total shares held	
								Class X	Class Y	Total									
1	Custodian/DR Holder	0	0	0	0	0	0	0	0	0	0	0	0	0	0	0	0	0	0
(a)	Name of DR Holder (if available)	0	0	0	0	0	0	0	0	0	0	0	0	0	0	0	0	0	0
2	Employee Benefit Trust (under SEBI (Share based Employee Benefit) Regulations, 2014)	0	0	0	0	0	0	0	0	0	0	0	0	0	0	0	0	0	0
	Total Non-Promoter- Non Public Shareholding (C)= (C)(1)+(C)(2)	0	0	0	0	0	0	0	0	0	0	0	0	0	0	0	0	0	0

Note
 (1) PAN would not be displayed on website of Stock Exchange(s).
 (2) The above format needs to disclose name of all holders holding more than 1% of total number of shares
 (3) W.r.t. the information pertaining to Depository Receipts, the same may be disclosed in the respective columns to the extent information available,

Place: Indore
 Date:- 16/01/2017

FOR SUNAYANA INVESTMENT CO LTD

Veenu Devidas Chougule
 Veenu Devidas Chougule
 (Managing Director)
 DIN No: 07019614

